

## Flow Switches – Liquid

### Series FS5

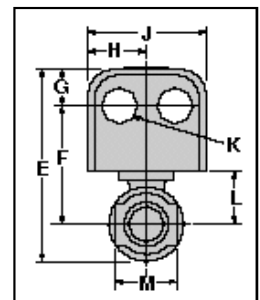
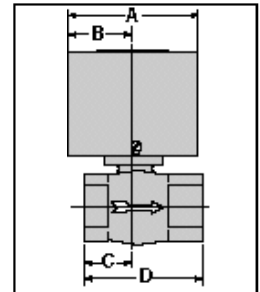



(for specified models)



### General Purpose Liquid Flow Switches

- For general purpose applications requiring low flow rate sensitivity
- In-line configuration eliminates need for a pipe tee
- Sizes available
  - 3/4" NPT
  - 1" NPT
- Materials of construction
  - Brass, carbon & EPDM elastomer (for water); Models FS5 & FS5-D
  - Stainless steel, carbon & Buna N (for water or water and petroleum base compounds) Models FS5-S & FS5-DS
- Single pole, double throw snap switch
- Sensitivity adjusting screw makes flow adjustment easy
- Optional feature
  - BSPT threads
- Minimum temperature (fluid or ambient) 32°F (0°C)
- Maximum temperature
  - 225°F (107°C) – Stainless Steel models
  - 250°F (121°C) – Brass
- Maximum operating pressure 150 psi (10.5 kg/cm<sup>2</sup>)



### Electrical Ratings

Voltage	Motor Switch Rating (Amperes)		Pilot Duty
	Full Load	Locked Rotor	
120 VAC	7.4	44.4	125 VA at 120 or 240 VAC 50 or 60 cycles
240 VAC	3.7	22.2	

### Dimensions, in. (mm)

A	B	C	D
3 <sup>7</sup> / <sub>16</sub> (87)	1 <sup>1</sup> / <sub>16</sub> (40)	1 <sup>5</sup> / <sub>16</sub> (33)	3 <sup>3</sup> / <sub>16</sub> (56)
E	F	G	H
5 <sup>1</sup> / <sub>16</sub> (129)	3 <sup>1</sup> / <sub>4</sub> (83)	7 <sup>7</sup> / <sub>8</sub> (22)	1 <sup>19</sup> / <sub>32</sub> (40.5)
J	K	L	M
3 <sup>3</sup> / <sub>16</sub> (81)	7 <sup>7</sup> / <sub>8</sub> (22)	1 <sup>1</sup> / <sub>8</sub> (35)	1 <sup>11</sup> / <sub>16</sub> (43)

### Ordering Information

Model Number	Part Number	Description	Weight lbs. (kg)
FS5-3/4	114760	General purpose flow switch 3/4" NPT	2.5 (1.1)
FS5-D-3/4	114763	FS5-3/4 w/2 SPDT switches	2.5 (1.1)
FS5-J-3/4	114765	FS5-3/4 w/BSPT connections	2.5 (1.1)
FS5-1	114780	General purpose flow switch 1" NPT	2.5 (1.1)
FS5-D-1	114783	FS5-1 w/2 SPDT switches	2.5 (1.1)
FS5-J-1	114785	FS5-1 w/BSPT connections	2.5 (1.1)
FS5-S-1	114795	FS5-1 w/SS body	2.3 (1.0)
FS5-DS-1	114793	FS5-1 w/SS body, 2 SPDT switches	2.5 (1.1)
FS5-J-3/4-E	114766	FS5-J-3/4 - CE conformance rated	2.5 (1.1)
FS5-J-1-E	114787	FS5-J-1 - CE conformance rated	2.5 (1.1)

See page 132 for CE Conformance information

### Flow Rates

Pipe Size NPT in.	Settings	Mode of Operation		Max. Flow Rate gpm (lpm) w/o Paddle Damage
		Flow gpm (lpm)	No Flow gpm (lpm)	
3/4 or 1	Factory or			
	Minimum	1.5 (5.7)	1.1 (4.2)	16.62 (62.9)
	Maximum	15 (56.8)	10 (37.9)	27 (102.2)

Values are ± 10%

**NOTE: DO NOT USE LIQUID FLOW SWITCHES ON SYSTEMS WITH FLOW GREATER THAN 10 FEET (3M) PER SECOND.**